



PRO-CELL CO., LTD.

SPECIFICATION FOR APPROVAL

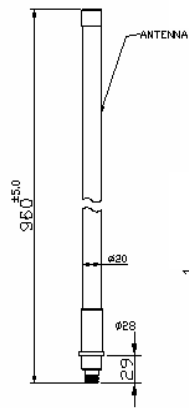
Customer :

Model No. : OB-014

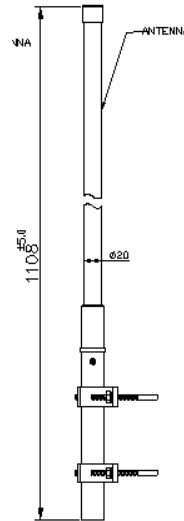
Description : 2.496 ~ 2.690GHz OMNI ANTENNA

Date : 2006/11/30

Rev : 1



Antenna



Antenna + mount

Electrical Specifications:

| | |
|-------------------|---------------------|
| Frequency Range : | 2.496 ~ 2.690GHz |
| VSWR : | ≤ 2.0 |
| Impedance : | 50Ω ± 5Ω |
| Gain : | 12 dBi |
| Polarization : | Vertical |
| Power Handling : | 10 Watt |
| Beam Width : | H: 360° / E: 10.10° |



Mechanical Specifications:

| | |
|---------------------|---|
| Connector : | N Female |
| Operation Temp. : | -30°C ~ +60°C |
| Material : | Radome: Fiberglass Base: Copper Mount: Aluminum |
| Dimension (L*W*H) : | 960*28Ø mm |
| Weight : | 535 g ± 20 g (w/ mount) |
| Color : | White |



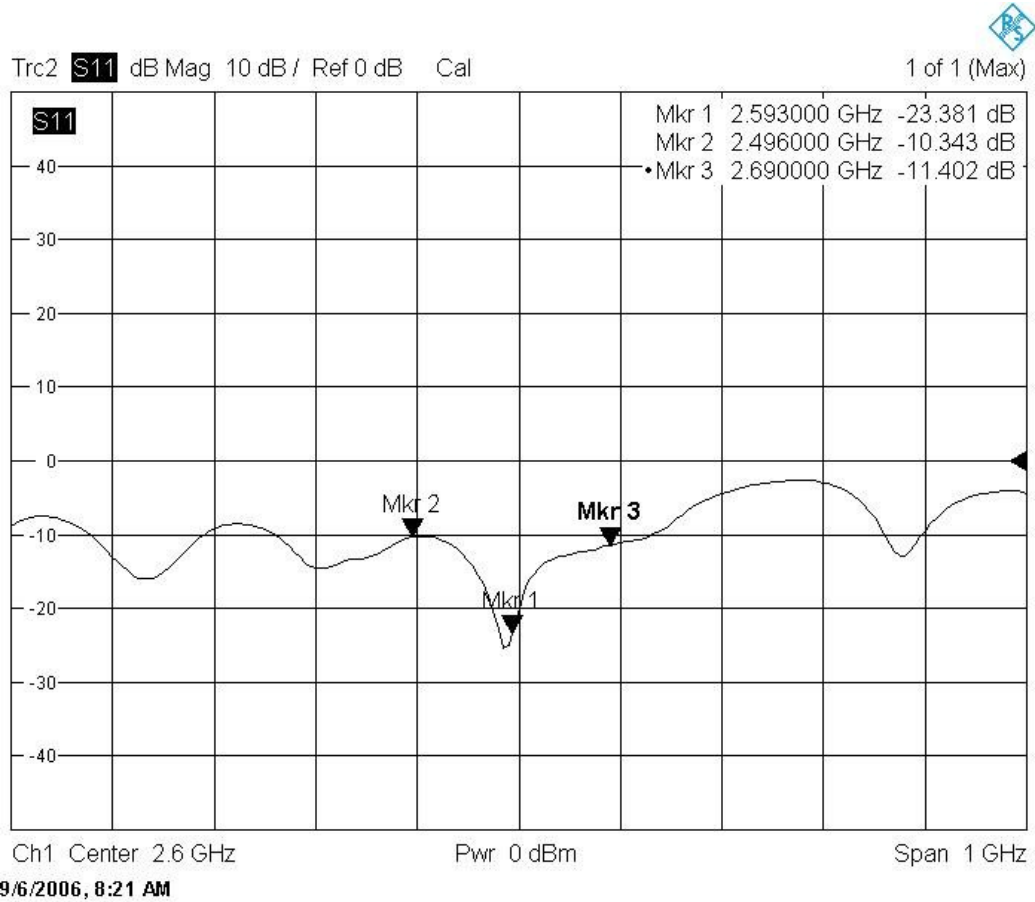
PRO-CELL CO., LTD.

3D Illustration





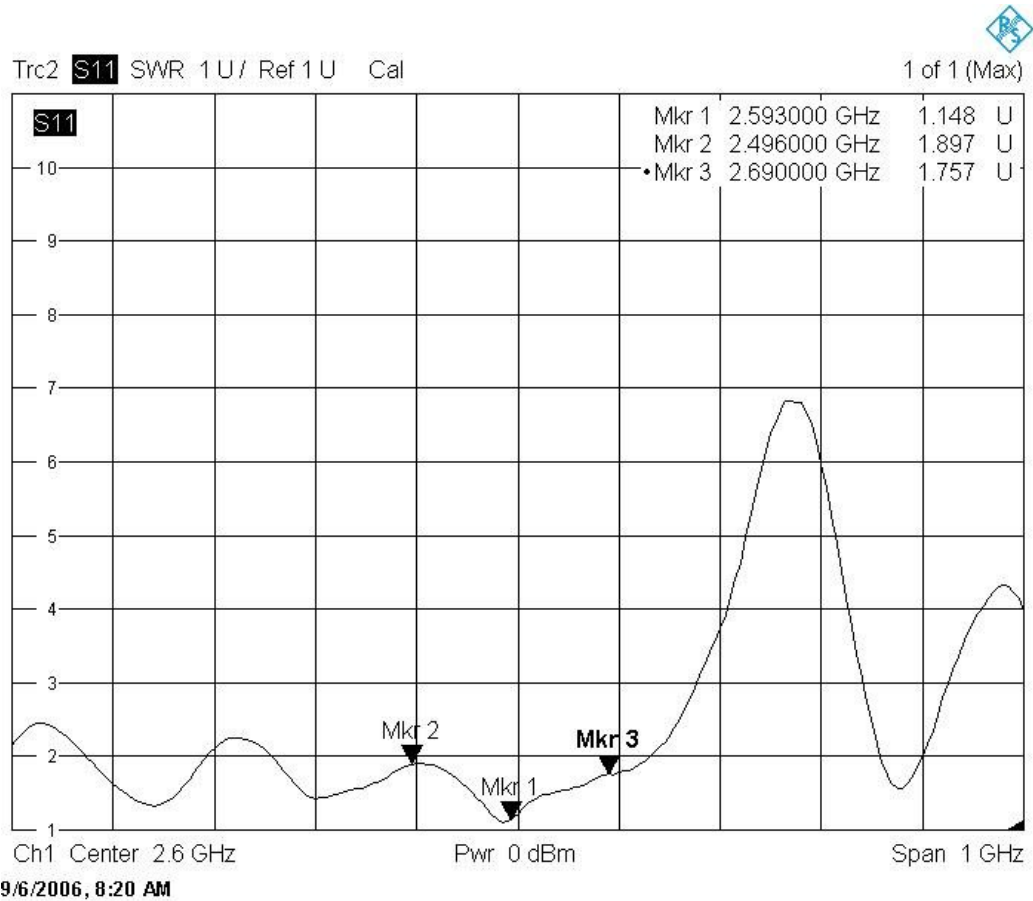
RETURN LOSS





PRO-CELL CO., LTD.

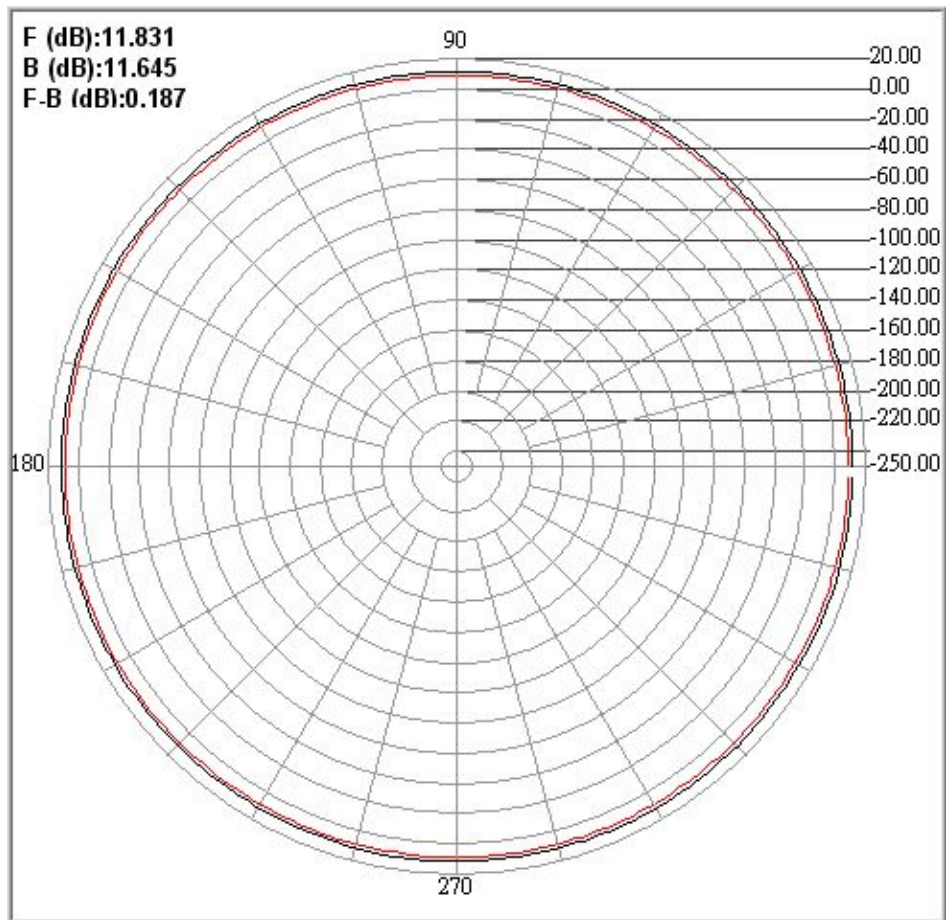
SWR





PRO-CELL CO., LTD.

H-PLANE





PRO-CELL CO., LTD.

E-PLANE

